



Making a Difference through Giving and Receiving

Time: 45 minutes

Materials:

- Spider Diagram Worksheets (see Handout)
- Construction Paper
- Crayons
- Scissors
- Tape/Glue
- Journaling Sheets (see Handout)

Goal: The students will understand how one person can make a difference through giving and receiving.

INSTRUCTION


Ask a different student to pull the journal prompt from the bag for that day and post it on the board for all the students to see.

(Optional)

1. **Story Recap:** Once all the students are ready, the teacher will recap the One Hen story and how one person made a difference for an entire village.
2. **Who Helps You?** Have the students gather in a circle on a rug or by turning their desks inward. Ask the students, “Who helps you in your everyday life?” Some replies might be mom, dad, sister, brother, aunt, uncle, a close friend. Then ask them the following questions: “Who do you help? How do you help them? How does it feel to get help? How does it feel to give help?”
3. **Spider Diagrams:** Have copies of the “Spider Diagram” worksheets for all the students. See Appendix for this worksheet.
 - Ask students to think of the names of a four people who have helped them in the past. Have students write these names in the blank circles with the arrows facing *towards* the “Me” circle.
 - Next, ask students to think of the names of four people that they have given help to. Ask them to write those names in the circles with the arrows *facing outward* from the “Me” circle.

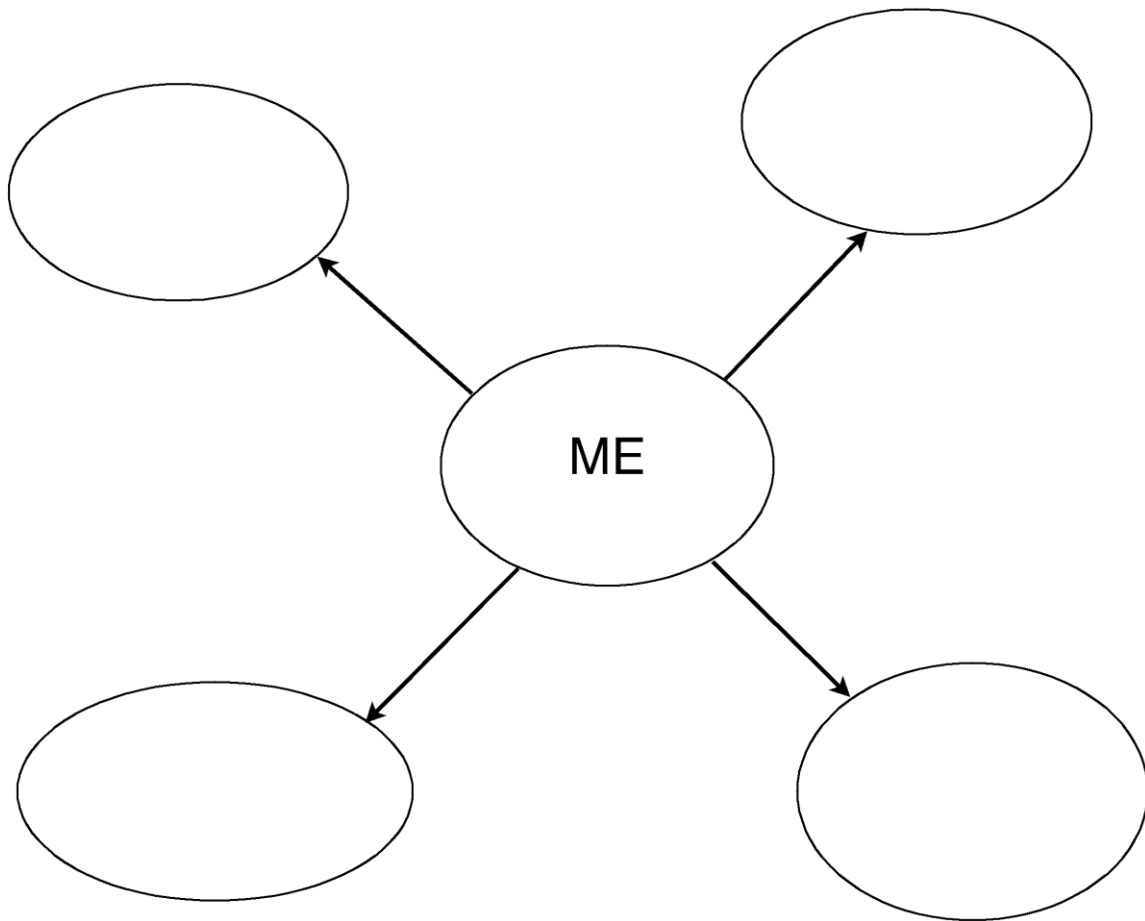
4. **Thank You & Encouragement Cards:** Have students select one person that has helped them, and have them create a Thank You card for this person. Have students select one person they have helped, and have students create an Encouragement Card for this person.

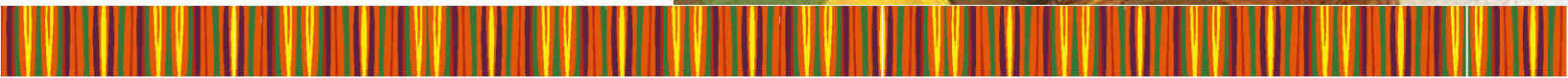
5. **Journaling:** Once students have had enough time and have shown that they understand the importance of giving and receiving, they can work on the journal prompt posted on the board in the beginning of the lesson.



Spider Charts: Who do I Help?

Write the names of people you have helped in each of the circles.





My One Hen Journal

Name: _____

Draw a picture above. Tell us about your picture below

